

## Power the Dash Cam

### Use one of the following options

The included cable options vary depending on the dash cam model purchased.



12V Power Cable



Hardwiring Cable\*



OBD-II Cable\*



\*To enable Parking Surveillance mode, the dash cam needs to be powered by either the OBD-II Cable or Hardwiring Cable (professional installation recommended).

## Download the App

### Download the THINKWARE DASH CAM LINK App

On your smartphone, open the Google Play Store or Apple App Store, then download and install **THINKWARE DASH CAM LINK**.



Apple Store (iOS)



Google Play Store (Android)

## Connect to the App

### Follow the on-screen instructions

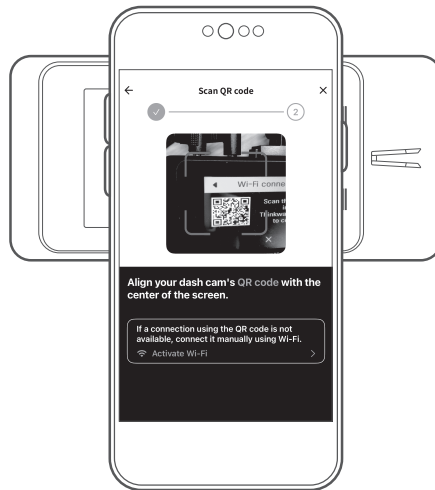
1. Run **THINKWARE DASH CAM LINK**.



2. Tap **Dash Cam Registration** and select **X850** from the dash cam model list.
3. Press the Wi-Fi icon on the dash cam you want to connect to, then press the ► icon twice. To skip these steps in the future, select **Do not show again**.



4. Scan the QR code and follow the instructions in the app to connect.

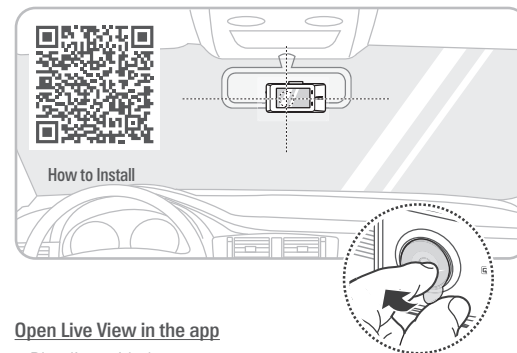


5. If connecting via QR code fails, connect manually using Wi-Fi.



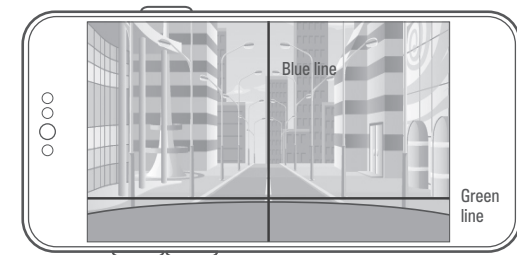
Press the the Wi-Fi icon on the dash cam to check the Wi-Fi network name and password.

## Install the Front Camera(1-Channel)



### Open Live View in the app

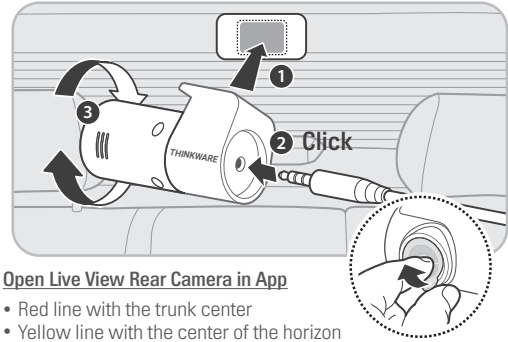
- Blue line with the center
- Green line with the front edge of the hood



# Install the Rear view Camera(2-Channel)

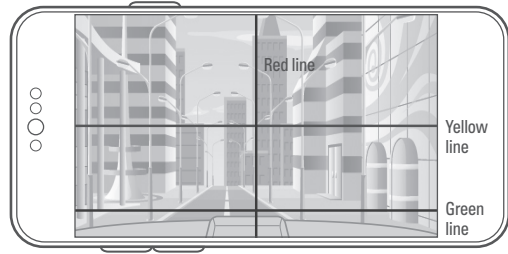
## Configuration with rear camera

The included items may vary depending on the channel type selected.



## Open Live View Rear Camera in App

- Red line with the trunk center
- Yellow line with the center of the horizon
- Green line with the trunk line



ACMA-7PAM00101

# Dash Cam Settings in the App

## Default settings out of the box

The default settings are as follows, and you have the option to adjust them according to your preference.

Options	Description
Voice Recording	Enabled
System Volume	0 1 2 3
Parking Mode	Motion Detection
Smart Parking Mode	Thermal Protection - Enabled
	Long-Time Recording - Enabled
Battery Protection	Enabled
Super Night Vision	Parking Mode
ADAS	Disabled
Speed Stamp	Disabled
Safety Camera	Disabled

# FAQ & Help Desk

## Still have questions or issues?

For further assistance or to report any issues, please contact our support team.

- **North America**  
1 (844) 865-9273  
support@thinkware.com
- **United Kingdom**  
44 (0) 333-121-0008  
support.eu@thinkware.com
- **European Union**  
(+49) 69-943-22200  
support@thinkware.com



FAQs & Help Desk

Please refer to **CS Information QR** in the box for other countries.

# THINKWARE DASH CAM™ Quick Start Guide

# X850